



INDEPENDENT AUDITORS' REPORT

TO THE MEMBERS OF RAIMA TOLL AND INFRASTRUCTURE PRIVATE LIMITED

Report on the Standalone Ind AS Financial Statements

We have audited the accompanying Standalone Ind AS Financial Statements of RAIMA TOLL AND INFRASTRUCTURE PRIVATE LIMITED ("the company"), which comprise the Balance sheet as at 31st March 2018, the statement of Profit and loss, the Cash flow statement and the statement showing changes in equity for the year then ended, and a summary of significant accounting policies and other explanatory information.

Management's responsibility for the Standalone Ind AS Financial Statements

The company's board of directors is responsible for the matters stated in section 134(5) of the Companies Act, 2013 ("the Act") with respect to the preparation of these standalone Ind AS Financial Statements that give a true and fair view of the financial position, financial performance including other comprehensive income, cash flows and changes in equity of the company in accordance with the accounting principles generally accepted in India, including the Indian Accounting Standards specified under Section 133 of the Act, read with Relevant rules issued thereunder. This responsibility also includes the maintenance of adequate accounting records in accordance with the provision of the Act for safeguarding of the assets of the company and for preventing and detecting the frauds and other irregularities; selection and application of appropriate accounting policies; making judgments and estimates that are reasonable and prudent; and design, implementation and maintenance of adequate internal financial control, that were operating effectively for ensuring the accuracy and completeness of the accounting records, relevant to the preparation and presentation of the standalone Ind AS Financial Statements that give a true and fair view and are free from material misstatement, whether due to fraud or error.

Auditor's responsibility

Our responsibility is to express an opinion on these Standalone Ind AS Financial Statements based on our audit.





We have taken into account the provisions of the Act, the accounting and auditing standards and matters which are required to be included in the audit report under the provisions of the Act and the Rules made there under.

We conducted our audit in accordance with the Standards on Auditing specified under section 143(10) of the Act. Those Standards require that we comply with ethical requirements and plan and perform the audit to obtain reasonable assurance about whether the Standalone Ind AS Financial Statements are free from material misstatement.

An audit involves performing procedures to obtain audit evidence about the amounts and disclosures in the Standalone Ind AS Financial Statements. The procedures selected depend on the auditor's judgment, including the assessment of the risks of material misstatement of the Standalone Ind AS Financial Statements, whether due to fraud or error. In making those risk assessments, the auditor considers internal financial control relevant to the company's preparation of the Standalone Ind AS Financial Statements that give true and fair view in order to design audit procedures that are appropriate in the circumstances. An audit also includes evaluating the appropriateness of accounting policies used and the reasonableness of the accounting estimates made by company's directors, as well as evaluating the overall presentation of the Standalone Ind AS Financial Statements.

We believe that the audit evidence we have obtained is sufficient and appropriate to provide a basis for our audit opinion on the Standalone Ind AS Financial Statements.

Opinion

In our opinion and to the best of our information and according to the explanations given to us, the aforesaid Standalone Ind AS Financial Statements, give the information required by the Act in the manner so required and give a true and fair view in conformity with the accounting principles generally accepted in India, of the state of affairs of the company as at 31st March 2018, and its **Profit** (Financial Performance), its cash flows and the changes in equity for the year ended on that date.

Report on other Legal and Regulatory Requirements

1. As required by the Companies (Auditor's Report) Order, 2016 issued by the Central Government of India in terms of Section 143 (11) of the Companies Act 2013, we give in the annexure A, statement on the matters specified in paragraph 3 & 4 of the order.

2. As required by section 143(3) of the Act, we report that:


- a) We have sought and obtained all the information and explanations which to the best of our knowledge and belief were necessary for the purposes of our audit.





- b) In our opinion proper books of account as required by law have been kept by the company so far as appears from our examination of those books.
- c) The balance sheet, statement of profit and loss, cash flow statement and statement of changes in equity dealt with by this report are in agreement with the books of account.
- d) In our opinion, the aforesaid Standalone Ind AS Financial Statements comply with the Indian Accounting Standards specified under Section 133 of the Act, read with relevant rules issued thereunder.
- e) On the basis of written representations received from the directors as on 31 March, 2018, taken on record by the Board of Directors, none of the directors is disqualified as on 31 March, 2018, from being appointed as a director in terms of Section 164(2) of the Act.
- f) With respect to the adequacy of the internal financial controls over financial reporting of the company and the operating effectiveness of such controls, refer to our separate report in "Annexure B".
- g) With respect to the other matters included in the Auditor's Report in accordance with Rule 11 of the Companies (Audit and Auditors) Rules, 2014, in our opinion and to the best of our information and according to the explanations given to us :
- The company has pending litigations which would have impact on financial position in its Standalone Ind AS Financial Statements – Refer Note 32 to the Standalone Ind AS Financial Statements.
 - The company did not have any long-term contracts including derivatives contracts for which there were any material foreseeable losses.
 - There were no amounts which required to be transferred to the Investor Education and Protection Fund by the company.

For Gokhale & Sathe
Chartered Accountants
Firm Reg. No.: 103264W


CA Atul A Kale
Partner
Membership No.109947
Place: Mumbai
Date: 11th May 2018





RAIMA TOLL AND INFRASTRUCTURE PRIVATE LIMITED
FINANCIAL YEAR ENDED MARCH 31, 2018
ANNEXURE A

In the Annexure, as required by the Companies (Auditor's Report) Order, 2016 issued by the Central Government in terms of Section 143 (11) of the Companies Act 2013, on the basis of checks, as we considered appropriate, we report on the matters specified in paragraph 3 and 4 of the said order,

- i) a) The company has maintained proper records showing full particulars including quantitative details and situation of Fixed Assets for the year.
- b) The Company has phased program of physical verification of fixed assets by which all fixed assets are verified over a period of two years. In our opinion, periodicity of physical verification is reasonable having regard to the size of the Company and nature of the assets. We have been informed that no material discrepancy was noted on such physical verification. Pursuant to the programme, certain fixed assets were physically verified during the year.
- c) No immovable properties are held by the company. Hence, the clause 3(i) (c) is not applicable.
- ii) The company is engaged in Toll collection. Hence, it does not hold any physical inventories. Hence, provisions of clause 3(ii) of the Companies (Auditor's Report) Order, 2016 are not applicable to the company.
- iii) a) The Company has granted unsecured loans to companies covered in the register maintained under section 189 of the Act. In our opinion and according to the information and explanations given to us, the terms and conditions of the loan are not prejudicial to the company's interest.
- b) In respect of the loans granted to the company listed in the register maintained under section 189 of the Act, there is no principal amount due for payment during the year and the borrower shall repay the principal amount as stipulated in the agreement. However, there is no stipulation of schedule of payment of interest and hence, we are unable to comment on the regularity of payment of interest.





- c) According to the information and explanations given to us, there is no amount of loan granted to the company listed in the register maintained under section 189 of the Companies Act, 2013 which was outstanding for more than ninety days.
- iv) In our opinion and according to the information provided and explanations given to us, there are no investments, guarantees, and securities granted in respect of which provisions of section 185 and 186 of the Act are applicable.
- v) In our opinion and according to the information and explanations given to us, the company has not accepted any deposits as per the directives issued by the Reserve Bank of India and provisions of sections 73 to 76 of the Act and the Rules framed. Accordingly, paragraph 3(v) of the Order is not applicable to the Company.
- vi) In our opinion and according to the information and explanations given to us, the company is not required by Central Government to maintain the cost records as per under sub section 1 of section 148 of the Companies Act, 2013. Therefore provisions of clause 3(vi) of the Companies (Auditor's Report) Order, 2016 are not applicable to the Company.
- vii) a) The company is regular in depositing with appropriate authorities undisputed statutory dues including the Provident Fund, Employees state insurance, income tax, sales tax, wealth tax, service tax, duty of excise, value added tax, Goods and Service Tax, cess and any other statutory dues applicable to it.
- b) According to the information and explanation given to us, there are no dues of income tax, sales tax, wealth tax, service tax, custom duty, excise duty, Goods and Service Tax, cess which have not been deposited on account of any dispute as at 31st March, 2018 for a period more than six months from the date they become payable.
- viii) In our opinion and according to the information and explanation given to us, the Company has not defaulted in repayment of dues for loan taken from a bank, financial institution or debenture holders.
- ix) In our opinion and according to the information and explanation given to us, no term loans were raised during the year. The Company has not raised any money by way of Initial Public Offer or further public offer including debt instruments.





- x) According to the information and explanation given to us, no fraud on or by the company, by its officers and employees has been noticed or reported during the course of our audit.
- xi) According to the information and explanation given to us and based on our examination of the records of the Company, the Company has not paid/provided for managerial remuneration and hence provision of clause 3(xi) of the Companies (Auditor's Report) Order, 2016 are not applicable to the Company.
- xii) In our opinion and according to the information and explanations given to us, the Company is not a Nidhi Company. Accordingly paragraph 3(xii) of the Order is not applicable.
- xiii) According to the information and explanation given to us and based on our examination of the records of the Company, transactions with the related parties are in compliance with sections 177 and 188 of the Act where applicable and details of such transactions have been disclosed in the Standalone Ind AS Financial statements as required by the applicable Indian Accounting Standards.
- xiv) According to the information and explanation given to us, during the year the company has not made any preferential allotment or private placement of shares or fully or partly convertible debentures during the year under review. Accordingly paragraph 3(xiv) of the Order is not applicable to the Company.
- xv) According to the information and explanation given to us, the company has not entered into non-cash transactions with the directors or persons connected with him Accordingly paragraph 3(xv) of the Order is not applicable to the Company.
- xvi) According to the information and explanation given to us, The Company is not required to be registered under Section 45IA of the Reserve Bank of India Act, 1934. Accordingly paragraph 3(xvi) of the Order is not applicable to the Company.

For Gokhale & Sathe
Chartered Accountants
Firm Reg. No.: 103264W



CA Atul A Kale
Partner

Membership No.109947

Place: Mumbai

Date: 11th May 2018





ANNEXURE B

Report on the Internal Financial Controls under Clause (i) of Sub-section 3 of Section 143 of the Companies Act, 2013 (“the Act”)

We have audited the Internal financial controls over financial reporting of RAIMA TOLL AND INFRASTRUCTURE PRIVATE LIMITED (“the Company”) as of March 31, 2018 in conjunction with our audit of the Standalone Ind AS Financial Statements of the Company for the year ended on that date.

Management’s Responsibility for Internal Financial Controls

The Company’s management is responsible for establishing and maintaining internal financial controls based on the internal control over financial reporting criteria established by the Company considering the essential components of internal control stated in the Guidance Note on Audit of Internal Financial Controls over Financial Reporting issued by the Institute of Chartered Accountants of India. These responsibilities include the design, implementation and maintenance of adequate internal financial controls that were operating effectively for ensuring the orderly and efficient conduct of its business, including adherence to company’s policies, the safeguarding of its assets, the prevention and detection of frauds and errors, the accuracy and completeness of the accounting records, and the timely preparation of reliable financial information, as required under the Companies Act, 2013.

Auditors’ Responsibility

Our responsibility is to express an opinion on the Company's internal financial controls over financial reporting based on our audit. We conducted our audit in accordance with the Guidance Note on Audit of Internal Financial Controls Over Financial Reporting (the “Guidance Note”) and the Standards on Auditing, issued by ICAI and deemed to be prescribed under section 143(10) of the Companies Act, 2013, to the extent applicable to an audit of internal financial controls, both applicable to an audit of Internal Financial Controls and, both issued by the Institute of Chartered Accountants of India. Those Standards and the Guidance Note require that we comply with ethical requirements and plan and perform the audit to obtain reasonable assurance about whether adequate internal financial controls over financial reporting was established and maintained and if such controls operated effectively in all material respects. Our audit involves performing procedures to obtain audit evidence about the adequacy of the internal financial controls system over financial reporting and their operating effectiveness. Our audit of internal financial controls over financial reporting included obtaining an understanding of internal financial controls over financial reporting, assessing the risk that a material weakness exists, and testing and evaluating the design and operating effectiveness of internal control based on the assessed risk. The procedures selected depend on the auditor’s judgement, including the assessment of the risks of material misstatement of the Standalone Ind AS Financial Statements, whether due to fraud or error. We believe that the audit evidence we have obtained is sufficient and





appropriate to provide a basis for our audit opinion on the Company's internal financial controls system over financial reporting.

Meaning of Internal Financial Controls over Financial Reporting

A company's internal financial control over financial reporting is a process designed to provide reasonable assurance regarding the reliability of financial reporting and the preparation of Standalone Ind AS Financial Statements for external purposes in accordance with generally accepted accounting principles. A company's internal financial control over financial reporting includes those policies and procedures that (1) pertain to the maintenance of records that, in reasonable detail, accurately and fairly reflect the transactions and dispositions of the assets of the company; (2) provide reasonable assurance that transactions are recorded as necessary to permit preparation of Standalone Ind AS Financial Statements in accordance with generally accepted accounting principles, and that receipts and expenditures of the company are being made only in accordance with authorisations of management and directors of the company and (3) provide reasonable assurance regarding prevention or timely detection of unauthorised acquisition, use, or disposition of the company's assets that could have a material effect on the Standalone Ind AS Financial Statements.

Inherent Limitations of Internal Financial Controls over Financial Reporting

Because of the inherent limitations of internal financial controls over financial reporting, including the possibility of collusion or improper management override of controls, material misstatements due to error or fraud may occur and not be detected. Also, projections of any evaluation of the internal financial controls over financial reporting to future periods are subject to the risk that the internal financial control over financial reporting may become inadequate because of changes in conditions, or that the degree of compliance with the policies or procedures may deteriorate.

Opinion

In our opinion, the Company has, in all material respects, an adequate internal financial controls system over financial reporting and such internal financial controls over financial reporting were operating effectively as at March 31, 2018, based on the internal control over financial reporting criteria established by the Company considering the essential components of internal control stated in the Guidance Note on Audit of Internal Financial Controls Over Financial Reporting issued by the Institute of Chartered Accountants of India.

For Gokhale & Sathe
Chartered Accountants
Firm Reg. No.: 103264W



CA Atul A Kale
Partner
Membership No.109947
Place: Mumbai
Date: 11th May 2018



Raima Toll and Infrastructure Private Limited

Balance sheet

as at March 31, 2018

(Currency : ₹ in lakhs)

	Notes	As at March 31, 2018	As at March 31, 2017
ASSETS			
Non current assets			
Property, Plant and Equipment	3	6.43	19.54
Other Intangible assets	3A	-	-
Financial Assets			
i. Investments	4	5.00	5.00
ii. Other financial assets	5	-	101.92
Deferred tax assets (net)	6	1.17	1.17
Income tax assets	7	23.42	19.42
Other non current assets	8	2.09	0.79
Total non current assets		38.11	147.84
Current assets			
Financial Assets			
i. Cash and cash equivalents	9	2.50	3.98
ii. Loans	10	13,097.70	14,465.60
iii. Other financial assets	11	466.00	649.06
Other current assets	12	2,162.39	30.72
Total current assets		15,728.59	15,149.35
Total Assets		15,766.70	15,297.19
EQUITY AND LIABILITIES			
Equity			
Equity Share Capital	13	700.00	700.00
Other Equity	14	1,100.53	1,092.60
Total Equity		1,800.53	1,792.60
Current liabilities			
Financial liabilities			
i. Borrowings	15	12,970.59	9,576.00
ii. Trade payables	16	615.82	3,585.83
iii. Other financial liabilities	17	379.76	318.98
Other current liabilities	18	0.00	23.80
Total current liabilities		13,966.17	13,504.60
Total liabilities		13,966.17	13,504.60
Total Equity and Liabilities		15,766.70	15,297.19

Significant Accounting Policies

2

Notes to Financial Statements

3 - 34

The notes referred to above form an integral part of the financial statements

As per our report of even date attached

For Gokhale & Sathe

Chartered Accountants

Firm's Registration No: 103264W


CA. Atul Kale

Partner

Membership No: 109947

Mumbai

Date : 11 May 2018



For and on behalf of the Board of Directors of

Raima Toll and Infrastructure Private Limited

CIN : U45400MH2011PTC21222


Sameer Apte

Director

DIN:03404740

Mumbai

Date : 11 May 2018


Uttam Pawar

Director

DIN :03381300

Mumbai

Raima Toll and Infrastructure Private Limited

Statement of Profit and Loss for the year ended March 31, 2018

(Currency : ₹ in lakhs)

	Note	For the year ended March 31, 2018	For the year ended March 31, 2017
Revenue			
I Revenue from operations	20	13.05	9,926.49
II Other income	21	690.34	98.30
III Total Income (I + II)		703.39	10,024.79
IV Expenses			
Operating and maintenance expenses	22	600.09	4,660.88
Employee Benefits Expenses	23	0.02	265.68
Depreciation and amortisation expense	3, 3A	13.11	4,004.81
Finance costs	24	64.32	390.26
Other expenses	25	17.91	394.08
Total Expenses (IV)		695.46	9,715.71
V Profit before tax (III-IV)		7.94	309.08
VI Income Tax expense			
Current tax	8	1.45	146.65
Deferred tax		-	(4.56)
MAT credit entitlement		(1.45)	-
Total tax expense		-	142.09
VII Profit from continuing operations (V-VI)		7.94	166.99
VIII Non current liabilities			
A (i) Items that will not be reclassified to profit or loss			
Remeasurement of defined benefit obligations		-	(0.26)
Provisions		-	0.06
Other Comprehensive Income/(loss) from continued operations (Net of tax)		-	(0.20)
Total non current liabilities		-	-
IX Total Comprehensive Income/(loss) from continued operations (VII+VIII) (Comprising Profit and Other		7.94	166.79

Basic and diluted earnings per share (Rs.)

28

0.11

2.39

Significant Accounting Policies

2

Notes to Financial Statements

3 - 34

The notes referred to above form an integral part of the financial statements
As per our report of even date attached

For Gokhale & Sathe

Chartered Accountants

Firm's Registration No: 103264W



CA. Atul Kale

Partner

Membership No: 109947

Mumbai

Date : 11 May 2018



For and on behalf of the Board of Directors of
Raima Toll and Infrastructure Private Limited

CIN : U45400MH2011PTC212222



Sameer Apte

Director

DIN:03404740

Mumbai

Date : 11 May 2018



Uttam Pawar

Director

DIN :03381300

Mumbai

Raima Toll and Infrastructure Private Limited

Cash Flow Statement

for the year ended March 31, 2018

(Currency : ₹ in lakhs)

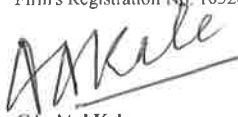
	For the year ended March 31, 2018	For the year ended March 31, 2017
CASH FLOW FROM OPERATING ACTIVITIES:		
(Loss)/Profit before exceptional items and tax	7.94	309.08
Adjustments for:		
Depreciation and amortisation	13.11	4,004.81
Loss on Sale of Fixed Assets	-	128.56
Reversal of Intangible Assets	-	1,996.93
Finance costs	64.32	390.26
Interest income	(690.34)	(98.30)
Remeasurement of defined benefit obligations	-	(0.26)
Operating profit before working capital changes	(604.98)	6,731.08
Adjustments for changes in working capital:		
(Increase)/Decrease in non-current financial assets - loans	-	(4,366.81)
(Increase)/Decrease in current financial assets - loans	1,367.90	196.93
(Increase)/Decrease in current financial assets - others	239.46	(308.01)
(Increase)/Decrease in other non current assets	(1.30)	(0.34)
(Increase)/Decrease in other current assets	(2,131.67)	877.38
Increase/(Decrease) in trade payables - current	(2,970.02)	(6,546.10)
Increase/(Decrease) in short term provisions	-	(0.02)
Increase/(Decrease) in long term provisions	-	(0.96)
Increase/(Decrease) in other current liabilities	(23.80)	(15.09)
Increase/(Decrease) in other financial liabilities	63.49	(622.75)
Redemption / maturity of fixed deposits	101.92	60.00
Cash generated from operations	(3,958.99)	(3,994.69)
Income tax paid	(4.00)	(144.84)
Net cash from operating activities	(3,962.99)	(4,139.53)
CASH FLOW FROM INVESTING ACTIVITIES:		
Purchase of fixed assets including capital advances	-	(29.95)
Sale of fixed assets	-	9.91
Investment in Equity Shares	-	(5.00)
Interest received	633.94	171.45
Net cash (used in) investing activities	633.94	146.39
CASH FLOW FROM FINANCING ACTIVITIES:		
Proceeds from borrowings	5,842.05	7,879.86
Repayment of borrowings	(2,447.46)	(3,882.28)
Interest paid	(67.03)	(449.43)
Net cash generated from/(used in) financing activities	3,327.56	3,548.15
Net Increase/(Decrease) in cash and cash equivalents	(1.48)	(444.98)
Cash and cash equivalents as at the beginning of the year	3.98	448.96
Cash and cash equivalents as at the end of the year	2.50	3.98
Cash and cash equivalents		
Cash on hand	0.64	0.70
Bank balances		
In current accounts	1.86	3.28
	2.50	3.98

1. The above cash flow statement has been prepared under the indirect method as set out in Indian Accounting standard 7 Cash Flow Statement notified under section 133 of the Companies Act, 2013 ('Act') read with Rule 4 of the Companies (Indian Accounting Standards) Rules, 2015 and the relevant provisions of the Act.

2. Figures in bracket indicate cash outflow

The notes referred to above form an integral part of the financial statements
As per our report of even date attached

For Gokhale & Sathe
Chartered Accountants
Firm's Registration No: 103264W




CA. Atul Kale
Partner
Membership No: 109947
Mumbai
Date : 11 May 2018



For and on behalf of the Board of Directors of
Raima Toll and Infrastructure Private Limited
CIN : U45400MH2011PTC212222



Sameer Apte
Director
DIN:03404740
Mumbai
Date : 11 May 2018



Uttam Pawar
Director
DIN :03381300
Mumbai

Raima Toll and Infrastructure Private Limited

(Currency : ₹ in lakhs)

Statement of Changes in Equity

A. Equity Share Capital

Particulars	(Rs. In lakhs) Amount
Balance as at March 31, 2016	700.00
Changes in equity share capital during the year	-
Balance as at March 31, 2017	700.00
Changes in equity share capital during the year	-
Balance as at March 31, 2018	700.00

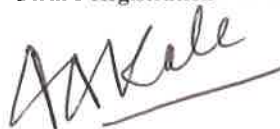
B. Other Equity

Particulars	Reserves and Surplus		
	Securities Premium	Retained earnings	Total
Balance as at March 31, 2016	-	925.81	925.81
Profit for the year	-	166.99	166.99
Other comprehensive income	-	(0.20)	(0.20)
Balance as at March 31, 2017	-	1,092.60	1,092.60
Profit for the year	-	7.94	7.94
Other comprehensive income	-	-	-
Balance as at March 31, 2018	-	1,100.53	1,100.53

The above statement of changes in equity should be read in conjunction with the accompanying notes. (Refer note 14 and 15)

The notes referred to above form an integral part of the financial statements
As per our report of even date attached

For Gokhale & Sathe
Chartered Accountants
Firm's Registration No: 103264W



CA. Atul Kale
Partner
Membership No: 109947
Mumbai
Date : 11 May 2018



For and on behalf of the Board of Directors of
Raima Toll and Infrastructure Private Limited
CIN : U45400MH2011PTC212222



Sameer Apte
Director
DIN:03404740
Mumbai
Date : 11 May 2018



Uttam Pawar
Director
DIN :03381300
Mumbai

Raima Toll and Infrastructure Private Limited

(Currency : ₹ in lakhs)

Notes to Financial Statements

1 Corporate information

Raima Toll & Infrastructure Private Limited ('RTIPL' or 'the Company') was originally incorporated as Raima Manpower & Consultancy Services Private Limited on 12 January 2011 under the Companies Act, 1956 ('the Act') with corporate identity Number (CIN) U45400MH2011PTC212222. The name of the Company was changed to Raima Toll & Infrastructure Private Limited w.e.f. 26 September 2014. The Company is a subsidiary of MEP Infrastructure Developers Limited ('the Holding Company'), a Company incorporated in India.

Statement of Significant Accounting Policies

2.1 Basis of preparation

These financial statements of the Company for the year ended March 31, 2018 along with comparative financial information for the year March 31, 2017 have been prepared in accordance with the Indian Accounting Standards (hereinafter referred to as the 'Ind AS') as notified by Ministry of Corporate Affairs pursuant to Section 133 of the Companies Act, 2013 ('Act') read with Rule 3 of the Companies (Indian Accounting Standards) Rules, 2015 as amended and other relevant provisions of the Act.

The financial statements have been prepared on a historical cost basis, except for the following:

- certain financial assets and liabilities that are measured at fair value;
- assets held for sale – measured at fair value less cost to sell;
- defined benefit plans – plan assets measured at fair value

Current non-current classification

All assets and liabilities have been classified as current or noncurrent as per the Company's operating cycle and other criteria set out in the Schedule III to the Companies Act, 2013. Based on the nature of business and the time between the acquisition of assets for processing and their realisation in cash and cash equivalents, the Company has ascertained its operating cycle as 12 months for the purpose of current – noncurrent classification of assets and liabilities.

2.2 Functional and presentation currency

These financial statements are presented in Indian rupees, which is the Company's functional currency. All amounts have been rounded to the nearest lakhs, unless otherwise indicated.

2.3 Critical accounting judgements and key sources of estimation uncertainty

The preparation of financial statements in accordance with Ind AS requires use of estimates and assumptions for some items, which might have an effect on their recognition and measurement in the balance sheet and statement of profit and loss. The actual amounts realised may differ from these estimates.

Estimates and assumptions are required in particular for:

a) Property, plant and equipment :

Determination of the estimated useful lives of tangible assets and the assessment as to which components of the cost may be capitalized. Useful lives of tangible assets are based on the life prescribed in Schedule II of the Companies Act, 2013. In cases, where the useful lives are different from that prescribed in Schedule II, they are based on technical advice, taking into account the nature of the asset, the estimated usage of the asset, the operating conditions of the asset, past history of replacement, anticipated technological changes, manufacturers' warranties and maintenance support. Assumptions also need to be made, when the Company assesses, whether an asset may be capitalised and which components of the cost of the asset may be capitalised.



Raima Toll and Infrastructure Private Limited

(Currency : ₹ in lakhs)

Notes to Financial Statements

b) Recognition and measurement of defined benefit obligations :

The obligation arising from defined benefit plan is determined on the basis of actuarial assumptions. Key actuarial assumptions include discount rate, trends in salary escalation and vested future benefits and life expectancy. The discount rate is determined based on the prevailing market yields of Indian Government Securities as at the Balance Sheet Date for the estimated term of the obligations.

c) Recognition of deferred tax assets :

A deferred tax asset is recognised for all the deductible temporary differences to the extent that it is probable that taxable profit will be available against which the deductible temporary difference can be utilised. The management is reasonably certain that taxable profits will be available to absorb carried forward losses while recognising deferred tax assets.

d) Recognition and measurement of other provisions :

The recognition and measurement of other provisions are based on the assessment of the probability of an outflow of resources, and on past experience and circumstances known at the balance sheet date. The actual outflow of resources at a future date may therefore vary from the figure included in other provisions.

e) Discounting of long-term financial instruments :

All financial instruments are required to be measured at fair value on initial recognition. In case of financial instruments which are required to subsequently measured at amortised cost, interest is accrued using the effective interest method.

2.4 Measurement of fair values

The Company's accounting policies and disclosures require the measurement of fair values for financial instruments. When measuring the fair value of a financial asset or a financial liability, fair values are categorised into different levels in a fair value hierarchy based on the inputs used in the valuation techniques as follows.

Level 1: quoted prices (unadjusted) in active markets for identical assets or liabilities.

Level 2: inputs other than quoted prices included in Level 1 that are observable for the asset or liability, either directly (i.e. as prices) or indirectly (i.e. derived from prices).

Level 3: inputs for the asset or liability that are not based on observable market data (unobservable inputs).

The Company recognises transfers due to change between levels of the fair value hierarchy at the end of the reporting period.

E Significant accounting policies

i) Tangible Assets

Recognition and measurement

Tangible fixed assets are stated at cost, less accumulated depreciation and impairment losses, if any. Cost comprises the purchase price, any costs directly attributable to bringing the asset to the location and condition necessary for it to be capable of operating in the manner intended by management and the initial estimate of the costs of dismantling and removing the item and restoring the site on which it is located, the obligation for which an entity incurs, either when the item is acquired or as a consequence of having used the item during a particular period for purposes other than to produce inventories during that period.

Income and expenses related to the incidental operations, not necessary to bring the item to the location and condition necessary for it to be capable of operating in the manner intended by management, are recognised in profit or loss.

If significant parts of an item of property, plant and equipment have different useful lives, then they are accounted for as separate items (major components) of property, plant and equipment. Any gain or loss on disposal of an item of property, plant and equipment is recognised in profit or loss.

Provisions

Depreciation is provided on a pro-rata basis on the written down value method over the estimated useful life of the assets. Depreciation on addition/deletion of fixed assets during the year is provided on pro-rata basis from / to the date of addition/deletion. Fixed assets costing up to ₹ 5,000 individually are fully depreciated in the year of purchase.

Useful life of the asset is taken, as specified in Schedule II of the Companies Act, 2013

Total non current liabilities

Subsequent expenditure is capitalised only if it is probable that the future economic benefits associated with the expenditure will flow to the Company



Raima Toll and Infrastructure Private Limited

(Currency : ₹ in lakhs)

Notes to Financial Statements

Impairment of fixed assets

The carrying values of assets at each balance sheet date are reviewed for impairment if any indication of impairment exists.

If the carrying amount of the assets exceed the estimated recoverable amount, an impairment is recognized for such excess amount. The impairment loss is recognized as an expense in the Statement of Profit and Loss, unless the asset is carried at revalued amount, in which case any impairment loss of the revalued asset is treated as a revaluation decrease to the extent a revaluation reserve is available for that asset.

The recoverable amount is the greater of the net selling price and their value in use. Value in use is arrived at by discounting the future cash flows to their present value based on an appropriate discount factor.

When there is indication that an impairment loss recognized for an asset (other than a revalued asset) in earlier accounting periods no longer exists or may have decreased, such Reversal of impairment loss is recognized in the Statement of Profit and Loss, to the extent the amount was previously charged to the Statement of Profit and Loss. In case of revalued assets such Reversal is not recognized.

ii) Intangible assets

Toll Collection Rights

a) Recognition and Measurement

Toll collection rights are stated at cost, less accumulated amortisation and impairment losses. Cost includes: Contractual Upfront / monthly /fortnightly payments towards acquisition

b) Amortisation

Intangible assets i.e. toll collection rights are amortised over the tenure of the respective toll collection contract.

iii) Borrowing cost

Borrowing costs are interest and other costs related to borrowing that the Company incurs, in connection with the borrowing of funds and is measured with reference to the effective interest rate applicable to the respective borrowing. Borrowing costs include interest costs measured at Effective Interest Rate (EIR) and exchange differences arising from foreign currency borrowings to the extent they are regarded as an adjustment to the interest cost. Ancillary borrowing costs are amortised over the tenure of the loan.

Borrowing costs that are attributable to acquisition or construction of qualifying assets are capitalized as a part of cost of such assets till the time the asset is ready for its intended use. A qualifying assets is the one that necessarily takes substantial period of time to get ready for intended use. Other borrowing costs are recorded as an expense in the year in which they are incurred. Ancillary borrowing costs are amortised over the tenure of the loan.

iv) Investment in associates, joint venture and subsidiaries

Recognition & Measurement

The Company has accounted for its investment in subsidiaries and associates, joint venture at cost.

v) Financial Instruments

A financial instrument is any contract that gives rise to a financial asset of one entity and a financial liability or equity instrument of another entity.

A Financial assets

Classification

The Company shall classify financial assets as subsequently measured at amortised cost, fair value through other comprehensive income or fair value through profit or loss on the basis of its business model for managing the financial assets and the contractual cash flow characteristics of the financial asset

Initial recognition and measurement

Financial assets are recognised when the Company becomes a party to a contract that gives rise to a financial asset of one entity or equity instrument of another entity. Financial assets are initially measured at fair value. Transaction costs that are directly attributable to the acquisition or issue of financial assets, other than those designated as fair value through profit or loss (FVTPL), are added to or deducted from the fair value of the financial assets, as appropriate, on initial recognition. Transaction costs directly attributable to the acquisition of financial assets at FVTPL are recognised immediately in statement of profit and loss.

Debt instruments at amortised cost

A 'debt instrument' is measured at the amortised cost if both the following conditions are met:

- The asset is held within a business model whose objective is to hold assets for collecting contractual cash flows, and
- Contractual terms of the asset give rise on specified dates to cash flows that are solely payments of principal and interest (SPPI) on the principal amount outstanding.

After initial measurement, such financial assets are subsequently measured at amortised cost using the effective interest rate (EIR) method. Amortised cost is calculated by taking into account any discount or premium on acquisition and fees or costs that are an integral part of the EIR. The EIR amortisation is included in finance income in the profit or loss. The losses arising from impairment are recognised in the profit or loss. This category generally applies to trade and other receivables.



Raima Toll and Infrastructure Private Limited

(Currency : ₹ in lakhs)

Notes to Financial Statements

Debt instruments at FVOCI

A 'debt instrument' is measured at the Fair value through other comprehensive income(FVOCI) if both the following conditions are met:

- a) The asset is held within a business model whose objective is achieved by both collecting contractual cash flows and selling financial assets., and
- b) Contractual terms of the asset give rise on specified dates to cash flows that are solely payments of principal and interest (SPPI) on the principal amount outstanding.

For assets classified as subsequently measured at FVOCI, interest revenue, expected credit losses, and foreign exchange gains or losses are recognised in profit or loss. Other gains and losses on remeasurement to fair value are recognised in OCI. On derecognition, the cumulative gain or loss previously recognised in OCI is reclassified from equity to profit or loss.

Debt instrument at fair value through profit and loss (FVTPL)

Any debt instrument, which does not meet the criteria for categorization as at amortized cost or as FVOCI, is classified as at FVTPL.

In addition, the group may elect to classify a debt instrument, which otherwise meets amortized cost or FVOCI criteria, as at FVTPL.

Debt instruments included within the FVTPL category are measured at fair value with all changes recognized in the profit and loss.

Equity investments

All equity investments in scope of Ind-AS 109 are measured at fair value. Equity instruments which are held for trading are classified as at FVTPL. For all other equity instruments, the Company decides to classify the same either as at FVOCI or FVTPL. The group makes such election on an instrument-by-instrument basis. The classification is made on initial recognition and is irrevocable.

If the Company decides to classify an equity instrument as at FVOCI, then all fair value changes on the instrument, excluding dividends, are recognized in the OCI. There is no recycling of the amounts from OCI to profit and loss, even on sale of investment. However, the group may transfer the cumulative gain or loss within equity.

Equity instruments included within the FVTPL category are measured at fair value with all changes recognized in the profit and loss.

Further, the Company has elected the policy to account to continue the carrying value for its investments in subsidiaries and associates as recognised in the financial statements as at the date of transition to Ind ASs, measured as per the previous GAAP as at the date of transition (April 1, 2015) as per the exemption available under Ind AS 101. Also, in accordance with Ind AS 27 Company has elected the policy to account investments in subsidiaries and associates at cost.

Derecognition

A financial asset (or, where applicable, a part of a financial asset or part of a group of similar financial assets) is primarily derecognised (i.e. removed from the Company's balance sheet) when:

- a) The rights to receive cash flows from the asset have expired, or
- b) The Company has transferred its rights to receive cash flows from the asset or has assumed an obligation to pay the received cash flows in full without material delay to a third party under a 'pass-through' arrangement; and either (a) the Company has transferred substantially all the risks and rewards of the asset, or (b) it has neither transferred nor retained substantially all the risks and rewards of the asset, but has transferred control of the asset

When the Company has transferred its rights to receive cash flows from an asset or has entered into a pass-through arrangement, it evaluates if and to what extent it has retained the risks and rewards of ownership. When it has neither transferred nor retained substantially all of the risks and rewards of the asset, nor transferred control of the asset, the Company continues to recognise the transferred asset to the extent of the Company's continuing involvement. In that case, the Company also recognises an associated liability. The transferred asset and the associated liability are measured on a basis that reflects the rights and obligations that the Company has retained.

Continuing involvement that takes the form of a guarantee over the transferred asset is measured at the lower of the original carrying amount of the asset and the maximum amount of consideration that the Company could be required to repay.

Impairment of financial assets

Financial assets of the Company comprise of trade receivable and other receivables consisting of debt instruments e.g., loans, debt securities, deposits, and bank balance. Trade and other receivables are recognised initially at fair value and subsequently measured at amortised cost using the effective interest method, less provision for impairment. An impairment loss for trade and other receivables is established when there is objective evidence that the Company will not be able to collect all amounts due according to the original terms of the receivables. Impairment losses if any, are recognised in profit or loss for the period.



Raima Toll and Infrastructure Private Limited

(Currency : ₹ in lakhs)

Notes to Financial Statements

B Financial liabilities

Financial instruments with a contractual obligation to deliver cash or another financial assets is recognised as financial liability by the Company.

Classification

The Company classifies all financial liabilities as subsequently measured at amortised cost, except for financial liabilities at fair value through profit or loss. Such liabilities, including derivatives that are liabilities, shall be subsequently measured at fair value.

ii) Initial recognition and measurement

Financial liabilities are classified, at initial recognition, as financial liabilities at fair value through profit or loss, loans and borrowings or payables

All financial liabilities are recognised initially at fair value and, in the case of loans and borrowings and payables, net of directly attributable and incremental transaction cost.

Amortised cost is calculated by taking into account any discount or premium on acquisition and fees or costs that are an integral part of the EIR. The EIR amortisation is included as finance costs in the statement of profit and loss.

The Company's financial liabilities include trade and other payables, loans and borrowings including bank overdrafts and financial guarantee contracts

Derecognition

A financial liability is derecognised when the obligation under the liability is discharged or cancelled or expires. When an existing financial liability is replaced by another from the same lender on substantially different terms, or the terms of an existing liability are substantially modified, such an exchange or modification is treated as the derecognition of the original liability and the recognition of a new liability. The difference in the respective carrying amounts is recognised in the statement of profit or loss.

Offsetting of financial instruments

Financial assets and financial liabilities are offset and the net amount is reported in the consolidated balance sheet if there is a currently enforceable legal right to offset the recognised amounts and there is an intention to settle on a net basis, to realise the assets and settle the liabilities simultaneously.

vi) Leases

Leases of property, plant and equipment where the group, as lessee, has substantially all the risks and rewards of ownership are classified as finance leases. Finance leases are capitalised at the lease's inception at the fair value of the leased property or, if lower, the present value of the minimum lease payments. The corresponding rental obligations, net of finance charges, are included in borrowings or other financial liabilities as appropriate. Each lease payment is allocated between the liability and finance cost. The finance cost is charged to the profit or loss over the lease period so as to produce a constant periodic rate of interest on the remaining balance of the liability for each period.

Leases in which a significant portion of the risks and rewards of ownership are not transferred to the group as lessee are classified as operating leases. Payments made under operating leases (net of any incentives received from the lessor) are charged to profit or loss on a straight-line basis over the period of the lease.

vii) Trade Receivables

Trade receivables are recognised initially at fair value and subsequently measured at amortised cost, less provision for impairment.

viii) Cash and cash equivalents

Cash and cash equivalent in the balance sheet comprise cash at banks and on hand and short-term deposits with an original maturity of three months or less, which are subject to an insignificant risk of changes in value.

For the purpose of the statement of cash flows, cash and cash equivalents consist of cash and short-term deposits, as defined above

ix) Provisions, contingent liabilities and contingent assets

A provision is recognized when the Company has a present obligation as a result of past events and it is probable that an outflow of resources will be required to settle the obligation in respect of which a reliable estimate can be made. These are reviewed at each balance sheet date and adjusted to reflect the current best estimates. Contingent liabilities are disclosed in the notes to the financial statements. Contingent assets are not recognized in the financial statements

Further, long term provisions are determined by discounting the expected future cash flows specific to the liability. The unwinding of the discount is recognised as finance cost. A provision for onerous contracts is measured at the present value of the lower of the expected cost of terminating the contract and the expected net cost of continuing with the contract. Before a provision is established, the Company recognises any impairment loss on the assets associated with that contract.

x) Revenue recognition

Revenue is recognised to the extent it is probable that the economic benefits will flow to the Company, the revenue can be reliably measured and no significant uncertainty as to the measurability and collectability exists.

Toll collection

Revenue from toll collection is recognised on actual collections of toll and in case of contractual terms with certain customers, the same is recognised on an accrual basis.

Other income

Interest income is recognized on a time proportion basis taking into account the amount outstanding and the effective rate of interest.



Raima Toll and Infrastructure Private Limited

(Currency : ₹ in lakhs)

Notes to Financial Statements

xi) Retirement and other employee benefits

a) Short term employee benefits

All employee benefits payable wholly within twelve months of rendering the service are classified as short-term employee benefits. Benefits such as salaries, wages etc. and the expected cost of ex-gratia are recognized in the period in which the employee renders the related service. A liability is recognised for the amount expected to be paid if the Company has a present legal or constructive obligation to pay this amount as a result of past service provided by the employee and the obligation can be estimated reliably.

b) Post Employment Employee Benefits

Retirement benefits to employees comprise payments to government provident funds, gratuity fund and Employees State Insurance

Defined contribution plans

The Company's contribution to defined contributions plans such as Provident Fund, Employee State Insurance and Maharashtra Labour Welfare Fund are recognised in the Statement of Profit and Loss in the year when the contributions to the respective funds are due. There are no other obligations other than the contribution payable to the respective Funds.

Defined benefit plans

Gratuity liability is defined benefit obligation. The Company's net obligation in respect of the gratuity benefit scheme is calculated by estimating the amount of future benefit that employees have earned in return for their service in the current and prior periods; that benefit is discounted to determine its present value.

The present value of the obligation under such defined benefit plan is determined based on actuarial valuation by an independent actuary, using the projected unit credit method, which recognizes each period of service as giving rise to additional unit of employee benefit entitlement and measures each unit separately to build up the final obligation.

The obligation is measured at the present value of the estimated future cash flows. The discount rates used for determining the present value of the obligation under defined benefit plan, are based on the market yields on Government securities as at the Balance Sheet date.

Remeasurement of the net defined benefit liability, which comprise actuarial gains and losses, the return on plan assets (excluding interest) and the effect of the asset ceiling (if any, excluding interest), are recognised immediately in Other Comprehensive Income. Net interest expense (income) on the net defined liability (assets) is computed by applying the discount rate, used to measure the net defined liability (asset), to the net defined liability (asset) at the start of the financial year after taking into account any changes as a result of contribution and benefit payments during the year. Net interest expense and other expenses related to defined benefit plans are recognised in Statement of Profit and Loss.

When the benefits of a plan are changed or when a plan is curtailed, the resulting change in benefit that relates to past service or the gain or loss on curtailment is recognised immediately in Statement of Profit and Loss. The Company recognises gains and losses on the settlement of a defined benefit plan when the settlement occurs.

Actuarial gains/losses are recognized in the other comprehensive income.

xii) Income taxes

Tax expense comprises of current and deferred tax. Current income tax is measured at the amount expected to be paid to the tax authorities in accordance with Income Tax Act, 1961. Deferred income tax reflects the impact of current year timing differences between the carrying amounts of assets and liabilities for financial reporting purposes and the amounts used for taxation purposes and Reversal of timing differences of earlier years.

Deferred tax is measured based on the tax rates and the tax laws enacted or substantively enacted at the balance sheet date. Deferred tax assets are recognised for unused tax losses, unused tax credits and deductible temporary differences to the extent that it is probable that future taxable profits will be available against which they can be used. Deferred tax assets are reviewed at each reporting date and are reduced to the extent that it is no longer probable that the related tax benefit will be realised; such reductions are reversed when the probability of future taxable profits improves. Unrecognized deferred tax assets are reassessed at each reporting date and recognised to the extent that it has become probable that future taxable profits will be available against which they can be used.

Deferred tax assets and liabilities are offset only if:

- the entity has a legally enforceable right to set off current tax assets against current tax liabilities; and
- the deferred tax assets and the deferred tax liabilities relate to income taxes levied by the same taxation authority on the same taxable entity

Deferred tax asset / liabilities in respect of on temporary differences which originate and reverse during the tax holiday period are not recognised. Deferred tax assets / liabilities in respect of temporary differences that originate during the tax holiday period but reverse after the tax holiday period are recognised. The tax effect is calculated on the accumulated timing differences at the year-end based on the tax rates and laws enacted or substantially enacted on the balance sheet date.

Minimum alternate tax credit is recognized as an asset only when and to the extent there is convincing evidence that the Company will pay normal income tax during the specified period. Such asset is reviewed at each balance sheet date and the carrying amount of the MAT credit is written down to the extent there is no longer a convincing evidence to the effect that the Company will pay normal income tax during the specified period.



Raima Toll and Infrastructure Private Limited

(Currency : ₹ in lakhs)

Notes to Financial Statements

xiii) Earnings Per Share

a) Basic earnings per share

Basic earnings per share is calculated by dividing:

- the profit attributable to owners. of the Company
- by the weighted average number of equity shares outstanding during the financial year

b) Diluted earnings per share

Diluted earnings per share adjusts the figures used in the determination of basic earnings per share to take into account:

- the after income tax effect of interest and other financing costs associated with dilutive potential equity shares, and
- the weighted average number of additional equity shares that would have been outstanding assuming the conversion of all dilutive potential equity shares.

xiv) Recent Accounting Pronouncements

On March 28, 2018, the Ministry of Corporate Affairs (MCA) has notified Ind AS-115 – Revenue from Contract with Customers and certain amendment to existing Ind As. These amendments shall be applicable to the company from April 01, 2018.

a) Issue of Ind AS 115- Revenue from Contracts with Customers

Ind AS 115 will supersede the current revenue recognition guidance including Ind AS 18 Revenue, Ind AS 11 Construction Contracts and the related interpretations. Ind AS 115 provides a single model of accounting for revenue arising from contracts with customers based on the identification and satisfaction of performance obligations.

b) Amendment to Existing issued Ind AS

The MCA has also carried out amendments of the following accounting standards :

- i) IND AS 21- The Effects of Changes in Foreign Exchange Rates
- ii) IND AS 40 – Investment Property
- iii) IND AS 12 – Income Taxes
- iv) Ind AS 28 – Investments in Associates and Joint ventures and
- v) Ind AS 112 – Disclosure of Interests in Other Entities

Application of above standards are not expected to have any significant impact on the Company's Financial Statements.



Raima Toll and Infrastructure Private Limited

(Currency : ₹ in lakhs)

Notes to Financial Statements

Note 3 - Property, Plant and Equipment - As at March 31, 2018

	Gross Block (At Cost)		Accumulated Depreciation		Net Block	
	As at April 1, 2017	Additions/ Adjustments	Deductions/ Adjustments	As at March 31, 2018	As at March 31, 2018	As at March 31, 2017
Tangible Assets:						
Office equipment	13.84	-	-	2.83	10.38	3.46
Computer system	21.62	-	-	10.28	18.65	2.97
Total	35.46	-	-	13.11	29.03	19.54

Note 3 - Property, Plant and Equipment - As at March 31, 2017

	Gross Block (At Cost)		Accumulated Depreciation		Net Block	
	As at April 1, 2016	Additions/ Adjustments	Deductions/ Adjustments	As at March 31, 2017	As at March 31, 2017	As at March 31, 2016
Tangible Assets:						
Office equipment	10.25	3.59	-	4.59	7.55	6.29
Computer system	57.27	9.57	45.22	10.49	8.37	29.95
Toll equipments	139.57	16.80	156.37	8.54	-	114.44
Total	207.09	29.95	201.59	23.62	15.92	151.67



Raima Toll and Infrastructure Private Limited

(Currency : ₹ in lakhs)

Notes to Financial Statements

Note 3 A

Intangible assets - As at March 31, 2018

	Gross Block (At Cost)			Accumulated Amortization			Net Block		
	As at April 1, 2017	Additions/ Adjustments	Deductions/ Adjustments	As at April 1, 2017	Charge for the year	Deductions/ Adjustments	As at March 31, 2018	As at March 31, 2018	As at March 31, 2017
Intangible Assets:									
Toll Collection Rights	22,239.64	-	-	22,239.64	-	-	22,239.64	-	-
Total	22,239.64	-	-	22,239.64	-	-	22,239.64	-	-

Intangible assets - As at March 31, 2017

	Gross Block (At Cost)			Accumulated Amortization			Net Block		
	As at April 1, 2016	Additions/ Adjustments	Deductions/ Adjustments	As at April 1, 2016	Charge for the year	Deductions/ Adjustments	As at March 31, 2017	As at March 31, 2017	As at March 31, 2016
Intangible Assets:									
Toll Collection Rights	20,010.53	4,226.04	1,996.93	18,258.46	3,981.18	-	22,239.64	-	1,752.06
Total	20,010.53	4,226.04	1,996.93	18,258.46	3,981.18	-	22,239.64	-	1,752.06



Raima Toll and Infrastructure Private Limited

(Currency : ₹ in lakhs)

Notes to Financial Statements

Note 4

Non Current Investments

Particulars	As at March 31, 2018	As at March 31, 2017
(A) Other Investments		
(Unquoted, fully paid up)		
Non-trade Equity Investment		
In Others		
20,000 (previous year : Nil) equity shares of Jankalyan Sahakari Bank Limited of Rs 25 each.	5.00	5.00
Total	<u>5.00</u>	<u>5.00</u>

Note 5

Non Current Financial Assets-Others

(Unsecured, considered good unless otherwise stated)

Particulars	As at March 31, 2018	As at March 31, 2017
Fixed deposits with banks with maturity period more than twelve months from reporting date	-	101.92
Total	<u>-</u>	<u>101.92</u>



Raima Toll and Infrastructure Private Limited

(Currency: Indian Rupees in lakhs)

Notes to Financial Statements**Note 6****Deferred Tax Disclosure**

	For the year ended March 31, 2018	For the year ended March 31, 2017
Deferred tax assets		
Excess of depreciation on fixed assets provided in accounts over depreciation / amortisation under income tax law	(1.33)	(1.33)
Borrowing EIR	-	-
Provision for employee benefits	2.50	2.50
Fair value of security deposit	-	-
Total deferred tax assets	1.17	1.17
Deferred tax liabilities		
Excess of depreciation / amortisation on fixed / intangible assets in income-tax law over depreciation / amortisation provided in accounts.	-	-
Borrowing EIR	-	-
Provision for employee benefits	-	-
Total deferred tax liabilities	-	-
Deferred tax asset (net)	1.17	1.17

Movement in deferred tax balances:

Particulars	Net balance March 31, 2017	Recognised in profit or loss	Recognised in OCI	Net balance March 31, 2018
Property, plant and equipment and Intangible asset	(1.33)	-	-	(1.33)
Borrowings	-	-	-	-
Provision for employee benefits	2.50	-	-	2.50
Tax assets (Liabilities)	1.17	-	-	1.17

The company offsets tax assets and liabilities if and only if it has a legally enforceable right to set off current tax assets and current tax liabilities and the deferred tax assets and deferred tax liabilities relate to income taxes levied by the same tax authority.

Significant management judgement is required in determining provision for income tax, deferred income tax liabilities and recoverability of deferred income tax assets. The recoverability of deferred income tax assets is based on estimates of taxable income in which the relevant entity operates and the period over which deferred income tax assets will be recovered.



Raima Toll and Infrastructure Private Limited

(Currency : ₹ in lakhs)

Notes to Financial Statements

Note 6 A

Taxation

i. Income Tax expense

Particulars	For the year ended March 31, 2018	For the year ended March 31, 2017
Income tax expenses in respect of:		
Current year	-	146.65
Total current tax	-	146.65
Deferred tax on origination and reversal of temporary differences	-	(4.56)
Total deferred tax	-	(4.56)
Total Income tax (income) / expense	-	142.09

ii. Tax charge recognised directly to Other Comprehensive Loss

Particulars	For the year ended March 31, 2018	For the year ended March 31, 2017
Gross amount	-	(0.26)
Deferred tax	-	0.06
Total tax charge recognized directly to Other Comprehensive Income	-	(0.20)

iii. Reconciliation of Effective Tax rate

The table below explains the differences between the expected tax expense, at the Indian statutory tax rate of Nil % (2017: 33.06%) payable by corporate entities in India on taxable profits under tax laws in India, and the Company's total tax expense for the year.

Particulars	For the year ended March 31, 2018	For the year ended March 31, 2017
Profit before tax as per Statement of Profit and loss	7.94	309.08
Tax using the domestic tax rate of company (30.9%)	2.45	106.97
Tax effects of:		
<u>Tax expenses not deductible / income not subject to tax</u>		
-Other impacts	-	35.12
-Business Loss on which DTA created	(2.45)	-
Income tax expense	-	142.09
Effective Tax Rate	0.00%	33.06%



Raima Toll and Infrastructure Private Limited

(Currency : ₹ in lakhs)

Notes to Financial Statements**Note 7****Income tax assets**

Particulars	As at March 31, 2018	As at March 31, 2017
Income Tax Provision	23.42	19.42
	<u>23.42</u>	<u>19.42</u>

Note 8**Other non current assets**

Particulars	As at March 31, 2018	As at March 31, 2017
Balances with government authorities	0.64	0.79
MAT Credit entitlement	1.45	-
Total	<u>2.09</u>	<u>0.79</u>

Note 9**Current Financial Assets-Cash and cash equivalents**

Particulars	As at March 31, 2018	As at March 31, 2017
Bank balances		
In current accounts	1.86	3.28
Cash on hand	0.64	0.70
Cash and cash equivalents as presented in the Balance sheet	<u>2.50</u>	<u>3.98</u>

Bank balances and term deposits with banks held by the Company on a short-term basis with original maturity of three months or less. The carrying amount of cash equivalents as at reporting date approximates fair value.



Raima Toll and Infrastructure Private Limited

(Currency : ₹ in lakhs)

Notes to Financial Statements

Note 10

Current Financial Assets-Loans

(Unsecured, considered good unless otherwise stated)

Particulars	As at March 31, 2018	As at March 31, 2017
To related parties		
Loans (refer note a below)	13,097.70	14,465.60
Total	13,097.70	14,465.60

a) Loans and advances to related parties

1) Associate Companies

	As at March 31, 2018	As at March 31, 2017
MEP Toll Gates Private Limited	203.07	203.07
MEP Highway Solutions Private Limited	11,582.86	11,319.87
MEP Hyderabad Bangalore Toll Road Private Limited	587.39	2,327.49
Rideema Toll Bridge Private Limited	724.38	615.17
Total	13,097.70	14,465.60

Note 11

Current Financial Assets-Others

(Unsecured, considered good unless otherwise stated)

Particulars	As at March 31, 2018	As at March 31, 2017
Interest receivable		
- accrued on fixed deposits/recurring deposits	-	21.14
- accrued on loans to related parties	145.87	68.33
To related parties:		
- Other receivable	167.18	158.39
To parties other than related parties:		
Claim Receivable*	149.83	149.83
Advances recoverable in cash or kind	1.75	-
Security deposits	1.37	1.37
BG Security deposit	-	250.00
Total	466.00	649.06

*The Company has preferred claims of Rs.149.83 Lakhs (March 17 Rs.149.83Lakhs) receivable from National Highway Authority of India (herein after referred as NHAI) towards lesser user fees paid by TNSTC

Note 12

Other current assets

Particulars	As at March 31, 2018	As at March 31, 2017
Advance to suppliers	26.75	26.75
Balance with Authorities	2,133.61	-
Prepaid expenses	2.03	3.97
Total	2,162.39	30.72



Raina Toll and Infrastructure Private Limited

(Currency : ₹ in lakhs)

Notes to Financial Statements

Note 13

Equity Share Capital

Particulars

	As at March 31, 2018	As at March 31, 2017
[a] Authorised share capital		
70,00,000 (previous year : 70,00,000) equity shares of Rs. 10 each	700.00	700.00
	700.00	700.00
[b] Issued		
70,00,000 (Previous year 70,00,000) equity shares of Rs.10 each fully paid	700.00	700.00
	700.00	700.00
[c] Subscribed and paid up		
70,00,000 (Previous year 70,00,000) equity shares of Rs.10 each fully paid	700.00	700.00
	700.00	700.00

[d] Reconciliation of number of shares outstanding at the beginning and end of the year :

	As at March 31, 2018	As at March 31, 2017
Equity :		
Shares outstanding, beginning of the year	7,000,000	7,000,000
Issued during the year	-	-
Shares outstanding, end of the year	7,000,000	7,000,000

[e] Shares held by its holding company:

Equity shares of Rs 10 each fully paid held by:

	As at March 31, 2018	As at March 31, 2017
	Number of Shares	Number of Shares
	Amount	Amount
MEP Infrastructure Developers Limited (Holding Company)	7,000,000	7,000,000
	700.00	700.00

[f] Details of shareholders holding more than 5% of the aggregate shares in the Company:

	As at March 31, 2018		As at March 31, 2017	
Name of the shareholder	Number of Shares	Percentage	Number of Shares	Percentage
MEP Infrastructure Developers Limited (Holding Company)	7,000,000	100%	7,000,000	100%



Raima Toll and Infrastructure Private Limited

(Currency : ₹ in lakhs)

Notes to Financial Statements

Note 14

Other Equity

(i) Retained earnings

Particulars	As at March 31, 2018	As at March 31, 2017
Balance as at the beginning of the year	1,092.60	925.81
Add : Profit for the year	7.94	166.99
Other comprehensive income	-	(0.20)
Balance as at the end of the year	1,100.53	1,092.60



Raima Toll and Infrastructure Private Limited

(Currency : ₹ in lakhs)

Notes to Financial Statements

Note 15

Current Financial Liability-Borrowings

Particulars	As at March 31, 2018	As at March 31, 2017
Secured Loans		
From Banks	-	216.31
Unsecured Loans		
From Related Parties (refer note II below)	12,970.59	9,359.69
Total	12,970.59	9,576.00

Note 15.1

II) Unsecured Loans from Related Parties

Interest Free Unsecured loans from MEP Infrastructure Developers Limited (Holding Company) of Rs.3997.56 Lakhs (March 31, 2017 : Rs 44.41 Lakhs) is repayable on demand.

Interest Free Unsecured loans from Raima Toll Road Private Limited (Fellow Subsidiary Company) of Rs.100.00 Lakhs (March 31, 2017 :Rs.600 Lakhs) is repayable on demand.

Interest Free Unsecured loans from MEP RGSL Toll Bridge Private Limited (Fellow Subsidiary Company) of Rs.7807.88 Lakhs (March 31, 2017 : Rs 7718.82 Lakhs) is repayable on demand.

Interest Free Unsecured loans from Raima Ventures Private Limited (Fellow Subsidiary Company) of Rs.1065.15 Lakhs (March 31, 2017 : Rs 996.45 Lakhs) is repayable on demand.



Raima Toll and Infrastructure Private Limited

(Currency : ₹ in lakhs)

Notes to Financial Statements

Note 16

Current Financial Liability-Trade payables

Particulars	As at March 31, 2018	As at March 31, 2017
Trade payables		
Others	615.82	3,585.83
Total	615.82	3,585.83

The carrying amount of trade payables as at reporting date at fair value.

Note 16.1 Disclosure for Micro, Small and Medium Enterprises

On the basis of the information and records available with the management there are no dues payable to Micro, Small and Medium Enterprises as on 31st March, 2018 and 31st March, 2017. Further, disclosures under the Micro, Small and Medium Enterprises Development Act, 2006 are not applicable for both the above years.

Note 17

Current Financial Liability-Others

Particulars	As at March 31, 2018	As at March 31, 2017
Interest accrued and due on borrowings - related parties	314.00	316.71
Other liabilities		
- Others	0.24	1.81
- Related parties	65.52	0.46
Total	379.76	318.98

Note 18

Other current liabilities

Particulars	As at March 31, 2018	As at March 31, 2017
Statutory dues	0.00	23.80
Total	0.00	23.80



Raima Toll and Infrastructure Private Limited

(Currency : ₹ in lakhs)

Notes to Financial Statements

Note 20

Revenue from operations

Particulars	For the year ended March 31, 2018	For the year ended March 31, 2017
Toll Collection	13.05	9,776.66
Other operating revenue		
- Claim from authority	-	149.83
Total	13.05	9,926.49

Note 21

Other Income

Particulars	For the year ended March 31, 2018	For the year ended March 31, 2017
Interest income		
- from fixed deposit	6.89	9.52
- from loans to related parties	82.33	38.78
- from loans to parties other than related parties	-	49.98
- from loans to Employees	-	0.02
Other Income	600.81	-
Dividened Income	0.30	-
Total	690.34	98.30

Note 22

Operating and maintenance expenses

Particulars	For the year ended March 31, 2018	For the year ended March 31, 2017
Concession fees to authority	-	4,246.43
Road repairing and maintenance expenses	600.00	8.33
Toll attendant expenses	-	337.22
Site expenses	-	34.74
Other site operational expenses	0.09	34.14
Total	600.09	4,660.88

Note 23

Employee benefits expense

Particulars	For the year ended March 31, 2018	For the year ended March 31, 2017
Salaries, wages and bonus	0.01	192.06
Contribution to provident fund and other funds (refer note 34)	0.01	13.47
Gratuity expenses (Refer note 34)	-	0.14
Staff welfare expenses	-	60.01
Total	0.02	265.68



Raima Toll and Infrastructure Private Limited

(Currency : ₹ in lakhs)

Notes to Financial Statements

Note 24

Finance costs

Particulars

	For the year ended March 31, 2018	For the year ended March 31, 2017
Interest expenses		
- from Banks	0.33	43.02
- from Related Parties	-	277.15
Other borrowing costs		
- Interest on unwinding of trade payables	-	8.68
- Bank guarantee and commission	63.99	57.70
- Loan Processing Fees	-	3.71
Total	64.32	390.26

Note 25

Other expenses

Particulars

	For the year ended March 31, 2018	For the year ended March 31, 2017
Rent, Rates & Taxes	4.46	8.87
Insurance	0.21	2.12
Legal consultancy and professional fees	2.95	16.69
Travelling & conveyance expenses	2.01	155.35
Business promotion and advertisement expenses	5.00	68.57
Repairs & Maintenance		
- Computers	1.70	6.37
- Vehicle	-	0.96
- Others	-	1.54
Auditors remuneration (refer note 30)	0.24	0.23
Miscellaneous Expenses	1.34	133.38
Total	17.91	394.08



Raima Toll and Infrastructure Private Limited

(Currency : ₹ in lakhs)

Notes to Financial Statements

Note 26

1. Financial instruments – Fair values and risk management

Set out below, is a comparison by class of the carrying amounts and fair value of the Company's financial instruments, other than those with carrying amounts that are reasonable approximations of fair values:

A. Accounting classification and fair values

March 31, 2018	Carrying amount			Fair value			Total
	FVTPL	Amortised Cost	Total	Level 1	Level 2	Level 3	
INR							
Financial assets							
Cash and cash equivalents		2.50	2.50				-
Non-current investments		5.00	5.00				-
Loans and Advances - Non Current							-
Loans and Advances - Current		13,097.70	13,097.70				-
Other Non-current financial asset							-
Other Current financial asset		466.00	466.00				-
		13,571.19	13,571.19				
Financial liabilities							
Long term borrowings							-
Short term borrowings		12,970.59	12,970.59				-
Trade and other payables		615.82	615.82				-
Other Current financial liabilities		379.76	379.76				-
		13,966.17	13,966.17				

March 31, 2017	Carrying amount			Fair value			Total
	FVTPL	Amortised Cost	Total	Level 1	Level 2	Level 3	
INR							
Financial assets							
Cash and cash equivalents		3.98	3.98				-
Non-current investments		5.00	5.00				-
Loans and Advances - Non Current							-
Loans and Advances - Current		14,465.60	14,465.60				-
Other Non-current financial asset		101.92	101.92				-
Other Current financial asset		649.06	649.06				-
		15,225.56	15,225.56				
Financial liabilities							
Long term borrowings							-
Short term borrowings		9,576.00	9,576.00				-
Trade and other payables		3,585.83	3,585.83				-
Other Current financial liabilities		318.98	318.98				-
		13,480.81	13,480.81				

*The fair value in respect of the unquoted equity investments cannot be reliably estimated. The Company has currently measured them at cost.

Note 27

Financial risk management

The Company has exposure to the following risks arising from financial instruments:

- Credit risk ;
- Liquidity risk ; and
- Market risk

i. Risk management framework

The Company's board of directors is primarily responsible to develop and monitor Company's Risk Management framework. The Company has a risk management policy in place.

The Company's risk management policies are established to identify and analyse the risks faced by the Company, to set appropriate risk limits and controls and to monitor risks and adherence to limits. Risk management policies and systems are reviewed regularly to reflect changes in market conditions and the Company's activities. The Company, through its training and management standards and procedures, aims to maintain a disciplined and constructive control environment in which all employees understand their roles and obligations.



Raima Toll and Infrastructure Private Limited

(Currency : ₹ in lakhs)

Notes to Financial Statements

Financial instruments – Fair values and risk management (continued)

ii. Credit risk

Credit risk is the risk of financial loss to the company if a customer or counterparty to a financial instrument fails to meet its contractual obligations. Credit risk on its receivables is recognised on the statement of financial position at the carrying amount of those receivable assets, net of any provisions for doubtful debts. Receivable balances and deposit balances are monitored on a monthly basis with the result that the company's exposure to bad debts is not considered to be material.

The company has no significant concentrations of credit risk. The Company does not have any credit risk outside India.

Cash equivalents & Other bank balances/deposits

The Company held cash equivalents and other bank balances/deposits of INR 2.50 lakhs at March 31, 2018 (March 31, 2017: INR 105.90 lakhs). The cash equivalents and other bank balances/deposits are held with bank counterparties with good credit ratings.



Raima Toll and Infrastructure Private Limited

(Currency : ₹ in lakhs)

Notes to Financial Statements**Financial instruments – Fair values and risk management (continued)****iii. Liquidity risk**

Liquidity risk is defined as the risk that the group will not be able to settle or meet its obligations on time, or at a reasonable price. The group's treasury department is responsible for liquidity, funding as well as settlement management. In addition, processes and policies related such risk are overseen by senior management. Management monitors the group's net liquidity position through rolling forecasts on the basis of expected cash flows.

Maturity pattern of Financial- Liabilities

March 31, 2018	Carrying amount	Contractual cash flows				
		Total	0-1 year	1-2 years	2-5 years	More than 5 years
INR						
Non-derivative financial liabilities						
Borrowings and Interest thereon	12,970.59	12,970.59	12,970.59	-	-	-
Trade and other payables	615.82	615.82	615.82	-	-	-
Other financial Liabilities Payables	379.76	379.76	379.76	-	-	-
	13,966.17	13,966.17	13,966.17	-	-	-

March 31, 2017	Carrying amount	Contractual cash flows				
		Total	0-1 year	1-2 years	2-5 years	More than 5 years
INR						
Non-derivative financial liabilities						
Borrowings and Interest thereon	9,576.00	13,053.79	1,559.74	694.69	1,852.52	8,946.84
Trade and other payables	3,585.83	3,585.83	3,585.83	-	-	-
Other financial Liabilities Payables	318.98	318.98	318.98	-	-	-
Bank Guarantees	-	2,038.47	2,038.47	-	-	-
Claims made against the Company not acknowledged as debts by the Company	-	3,353.69	3,353.69	-	-	-
	13,480.81	22,350.76	10,856.71	694.69	1,852.52	8,946.84

* The fair value in respect of the unquoted equity investments cannot be reliably estimated.



Raima Toll and Infrastructure Private Limited

(Currency : ₹ in lakhs)

Notes to Financial Statements

Financial instruments – Fair values and risk management (continued)

iv. Market risk

Market risk is the risk that changes in market prices – such as foreign exchange rates, interest rates will affect the Company's income or the value of its holdings of financial instruments. The objective of market risk management is to manage and control market risk exposures within acceptable parameters, while optimising the return.

• Currency risk:

The risk that the value of a financial instrument will fluctuate because of changes in foreign exchange rates. Since company does not have any foreign exchange transactions, it is not exposed to this risk.



Raima Toll and Infrastructure Private Limited

(Currency : ₹ in lakhs)

Notes to Financial Statements

Financial instruments – Fair values and risk management (continued)

v. Interest rate risk

Interest rate risk can be either fair value interest rate risk or cash flow interest rate risk. Fair value interest rate risk is the risk of changes in fair values of fixed interest bearing investments because of fluctuations in the interest rates. Cash flow interest rate risk is the risk that the future cash flows of floating interest bearing investments will fluctuate because of fluctuations in the interest rates.

Exposure to interest rate risk

Company's interest rate risk arises from borrowings and finance lease obligations. Borrowings issued at fixed rates and finance lease obligations exposes to fair value interest rate risk. The interest rate profile of the Company's interest-bearing financial instruments as reported to the management of the Company is as follows.

	March 31, 2018	March 31, 2017
Fixed-rate instruments		
Financial assets	927.45	14,567.52
Financial liabilities	-	9,359.69
	927.45	23,927.21
Variable-rate instruments		
Financial assets	-	-
Financial liabilities	-	216.31
	-	216.31
Total	927.45	24,143.52

Cash flow sensitivity analysis for variable-rate instruments

A reasonably possible change of 100 basis points in interest rates at the reporting date would have increased (decreased) equity and profit or loss by the amounts shown below. This analysis assumes that all other variables, in particular foreign currency exchange rates, remain constant.

INR	Profit or loss	
	100 bp increase	100 bp decrease
March 31, 2018		
Variable-rate instruments	-	-
Cash flow sensitivity (net)	-	-
March 31, 2017		
Variable-rate instruments	2.16	(2.16)
Cash flow sensitivity (net)	2.16	(2.16)

The risk estimates provided assume a parallel shift of 100 basis points interest rate across all yield curves. This calculation also assumes that the change occurs at the balance sheet date and has been calculated based on risk exposures outstanding as at that date. The period end balances are not necessarily representative of the average debt outstanding during the period.



Raima Toll and Infrastructure Private Limited

(Currency : ₹ in lakhs)

Notes to Financial Statements

vi. Capital Management

For the purpose of the Company's capital management, capital includes issued capital and other equity reserves . The primary objective of the Company's Capital Management is to maximise shareholders value. The Company manages its capital structure and makes adjustments in the light of changes in economic environment and the requirements of the financial covenants.

The Company monitors capital using Adjusted net debt to equity ratio. For this purpose, adjusted net debt is defined as total debt less cash and bank balances

	As at March 31, 2018	As at March 31, 2017
Non-Current Borrowings	-	-
Current Borrowings	12,970.59	9,576.00
Gross Debt	12,970.59	9,576.00
Less - Cash and Cash Equivalents	(2.50)	(3.98)
Less - Other Bank Deposits	-	(101.92)
Less - Current Investments	-	-
Adjusted net debt	12,968.10	9,470.10
Total equity	1,800.53	1,792.60
Adjusted net debt to adjusted equity ratio	7.20	5.28



Raima Toll and Infrastructure Private Limited

(Currency : ₹ in lakhs)

Notes to Financial Statements

Note 28

Earnings Per Share

Basic and diluted earnings per share is calculated by dividing the profit/(loss) attributable to equity holders of the Company by the weighted average of equity shares outstanding during the year.

Particulars	For the year ended March 31, 2018	For the year ended March 31, 2017
Profit/(Loss) for basic and diluted earnings per share (A)	7.94	166.99
Weighted average number of equity shares (B)	7,000,000	7,000,000
Basic earnings per share (Rs.) (A / B)	0.11	2.39
Weighted average number of equity shares outstanding during the year for the calculation of diluted earnings per share (C)	7,000,000	7,000,000
Diluted earnings per share (Rs.) (A / C)	0.11	2.39

Note 29

Contingent Liabilities

Particulars	March 31, 2018	March 31, 2017
Claims made against the Company not acknowledged as debts	6,946.26	-
Bank guarantees	-	2,038.47
Total	6,946.26	2,038.47

Note 30

Auditor's remuneration

Particulars	March 31, 2018	March 31, 2017
Statutory audit fees	0.24	0.23
Total	0.24	0.23

Note 31

Segment reporting

The Company is engaged in the business of toll collection, which is the only business segment of the Company. The Company does not have any separate geographical segment since all its operations are carried out in India. Hence, there are no separate reportable segments, as required by 'Ind AS 108 - Operating Segments.

Note 32

Domestic transfer pricing



Raima Toll and Infrastructure Private Limited

(Currency : ₹ in lakhs)

Notes to Financial Statements

The Indian Finance Bill, 2012 had sought to bring in certain class of domestic transactions in the ambit of the transfer pricing regulations with effect from 1 April 2012. The Company's management is of the opinion that its domestic transaction are at arm's length so that appropriate legislation will not have an impact on financial statements, particularly on the amount of tax expense and that of provision for taxation. The Company does not have any international transactions with related parties during the year.



Raima Toll and Infrastructure Private Limited

(Currency : ₹ in lakhs)

Notes to Financial Statements

Note 33

Related party disclosures

In accordance with the requirements of Accounting Standard 18 "Related Party Transactions" as prescribed under the Companies (Accounting Standards) Rules, 2006, following are the names of related parties and their relationships(Only with whom there have been transactions during the period and there was balance outstanding at the year end).

A.Name of related parties and the nature of relationship

Name of related party	Nature of relationship
MEP Infrastructure Developers Limited	Holding Company
MEP Infrastructure Private Limited	Fellow Subsidiary
MEP Chennai Bypass Toll Road Private Limited	Fellow Subsidiary
MEP RGSL Toll Bridge Private Limited	Fellow Subsidiary
MEP Highway Solutions Private Limited	Fellow Subsidiary
MEP Hyderabad Bangalore Toll Road Private Limited	Fellow Subsidiary
MEP IRDP Solapur Toll Road Private Limited	Fellow Subsidiary
MEP Nagzari Toll Road Private Limited	Fellow Subsidiary
Raima Toll Road Private Limited	Fellow Subsidiary
Raima Ventures Private Limited	Fellow Subsidiary
Rideema Toll Private Limited	Fellow Subsidiary
Raima Toll and Infrastructure Private Limited	Fellow Subsidiary
MEP Tormato Private Limited	Fellow Subsidiary
MEP Roads & Bridges Private Limited	Fellow Subsidiary
Mhaiskar Toll Road Private Limited	Fellow Subsidiary
MEP Infra Construction Private Limited	Fellow Subsidiary
MEP Toll & Infrastructure Private Limited	Fellow Subsidiary
MEP Infracore Private Limited	Fellow Subsidiary
Baramati Tollways Private Limited (Subsidiary of Rideema Toll Private Limited)	Fellow Subsidiary
SMYR Consortium LLP	Jointly Controlled Entity
KVM Technology Solutions Private Limited	Jointly Controlled Entity
MEP Nagpur Ring Road 1 Pvt. Ltd.	Jointly Controlled Entity
MEP Sanjose Nagpur Ring Road 2 Pvt. Ltd.	Jointly Controlled Entity
MEP Sanjose Arawali Kante Road Pvt. Ltd.	Jointly Controlled Entity
MEP Sanjose Kante Waked Road Pvt. Ltd.	Jointly Controlled Entity
MEP Sanjose Talaja Mahuva Road Pvt. Ltd.	Jointly Controlled Entity
MEP Sanjose Mahuva Kagavadar Road Pvt. Ltd.	Jointly Controlled Entity
Ideal Hospitality Private Limited	Enterprises over which significant influence is exercised by key managerial personnel
Mr. Jayant Mhaiskar (Director)	Key Management Person
Mrs. Anuya Mhaiskar (Director)	Key Management Person
Mr. Murzash Manekshana	Key Management Person



Raima Toll and Infrastructure Private Limited

(Currency : ₹ in lakhs)

Notes to Financial Statements

B. Disclosures of material transactions with related parties and balances as at 31 March 2018		March 31, 2018	March 31, 2017
Particulars			
Where control exists			
I) Transactions during the year			
Holding Company			
MEP Infrastructure Developers Limited	Nature of transactions		
	Loan taken	5,168.00	2275.00
	Repayment of loan taken	1,214.85	2230.59
	Interest expenses	-	2.11
	Expenses incurred on our behalf	31.51	40.75
	Repayment of Expenses on our behalf	40.30	620.08
	Expenses incurred on their behalf	-	27.39
MEP RGSL Toll Bridge Private Limited	Loan Received	604.05	4,267.98
	Repayment of loan taken	515.00	503.38
	Interest Expenses	-	217.97
Raima Ventures Private Limited	Interest expenses	-	57.07
	Loan Received	70.00	83.00
	Loan Repaid	1.30	227.00
MEP Highway Solutions Private Limited	Loan given	263.00	3,922.36
	Loan Reapymnt	-	1,712.22
Rideema Toll Bridge Private Limited	Loan given	122.00	683.45
	Loan Reapymnt	12.80	554.27
	Interest Income	64.05	17.13
	Expenses incurred on their behalf	-	0.02
MEP Hyderabad Bangalore Toll Road Private Limited	Expenses incurred on their behalf	-	0.12
	Loan given	131.20	2,327.49
	Loan Reapymnt	1,871.30	-
MEP Infrastructure Private Limited	Expenses incurred on their behalf	-	0.28
Raima Toll Road Private Limited	Loan given	-	600.00
	Loan Reapymnt	500.00	-
Enterprises over which significant influence is exercised by key managerial personnel			
MEP Toll Gates Private Limited	Loans given	-	3.07
	Interest Income	18.28	21.63
II) Balances at the end of the year			
MEP Infrastructure Developers Limited	Loan Payable	3,997.56	44.40
	Interest payable on loan	-	-
	Expenses Receivable	40.24	31.45
MEP RGSL Toll Bridge Private Limited	Loan Payable	7807.88	7,718.82
	Interest Payable	262.63	262.63
Raima Ventures Private Limited	Loan Payable	1065.15	996.45
	Interest Payable	51.36	51.36
MEP Highway Solutions Private Limited	Loan Receivable	11,582.86	11,319.86
Rideema Toll Private Limited	Trade Payable	14.08	14.08
Rideema Toll Bridge Private Limited	Interest receivable on loan given	59.36	0.11
	Loan Given	724.37	615.17
	Expenses Payable	0.02	0.02
MEP Hyderabad Bangalore Toll Road Private Limited	Loan Receivable	587.39	2,327.49
	Expenses Payable	0.13	0.13
MEP Infrastructure Private Limited	Expenses Payable	0.28	0.28
Raima Toll Road Private Limited	Loan Payable	100.00	600.00
Enterprises over which significant influence is exercised by key managerial personnel			
MEP Toll Gates Private Limited	Loan given	203.07	203.07
	Interest receivable on loan given	86.49	68.22



Raima Toll & Infrastrucutre private limited

(Currency : ₹ in lakhs)

Notes to Financial Statements

Note 34

Employee Benefits

Defined Contribution Plan

- i) Contribution to Provident Fund
- ii) Contribution to Employees State Insurance Corporation
- iii) Contribution to Maharashtra Labour Welfare Fund

Contribution to defined contribution plan, recognised are charged off for the year us under

Description	As at	As at
	March 31, 2018	March 31, 2017
Group's contribution to Provident Fund	0.01	8.43
Group's contribution to Employee state Insurance Corporation	-	4.97
Group's Contribution to Maharashtra Labour Welfare Fund	-	0.07
	<u>0.01</u>	<u>13.47</u>

Defined Benefit Plan - Gratuity

The Company has defined benefit plan for gratuity which is unfunded. The scheme provides payment to vested employees at retirement, death or on resignation/termination of employment of an amount equivalent to 15 days salary for each completed year of service or part thereof in excess of six months. Vesting occurs upon completion of five years of service.

Present value of the defined benefit liabilities

The amount included in the Balance sheet arising from the Company's obligations in respect of its defined benefit schemes is as follows:

Particulars	For the year ending March 31, 2018	For the year ended March 31, 2017
Movement in defined benefit obligations:		
At the beginning of the year	-	0.98
Current service cost	-	0.40
Interest cost	-	-
Remeasurements :	-	-
(Gain)/loss from change in financial assumptions	-	-
(Gain)/loss from change in demographic assumptions	-	-
Experience (gains)/losses	-	(0.18)
Benefits paid	-	(1.20)
Liabilities assumed / (settled)	-	-
At the end of the year	<u>-</u>	<u>-</u>

(ii) Amount recognised in the Balance Sheet

	31 March 2018	31 March 2017
Present value of obligations as at 31 March 2018	-	-
Present value of plan assets as at 31 March 2018	-	-
Net liability recognised as at 31 March 2018	<u>-</u>	<u>-</u>

Classification into Current / Non-Current

The liability in respect of the plan comprises of the following non current and current portion:

	31 March 2018	31 March 2017
Current	-	-
Non current	-	-
	<u>-</u>	<u>-</u>

The components of defined benefit plan cost are as follows:

Particulars	For the year ending March 31, 2018	For the year ended March 31, 2017
Recognised in Income Statement		
Current service cost	-	0.14
Interest cost / (income) (net)	-	-
Expected return on plan assets	-	-
Total	<u>-</u>	<u>0.14</u>
Recognised in Other Comprehensive Income		
Remeasurement of net defined benefit liability/(asset)	-	0.26
Cumulative post employment (gains) recognised in the SOCI	-	0.40
	<u>-</u>	<u>0.40</u>



Raima Toll & Infrastructure private limited

(Currency : ₹ in lakhs)

Notes to Financial Statements

The principal actuarial assumptions used for estimating the Company's benefit obligations are set out below (on a weighted average basis):

Particulars	As at	As at
	March 31, 2018	March 31, 2017
Rate of increase in salaries	-	0.00%
Discount rate	-	0.00%
Expected average remaining service lives of the employees	-	-

Notes:

1. Discount rate

The discount rate is based on the prevailing market yields of Indian government securities for the estimated term of the obligations.

2. Salary escalation rate

The estimates of future salary increases considered takes into account the inflation, seniority, promotion and other relevant factors.

3. Assumptions regarding future mortality experience are set in accordance with the statistics published by the Life Insurance Corporation of India.

Sensitivity of the defined benefit obligation :

Particulars	Change in Assumption	Effect on Gratuity Obligation (Increase in liability)	
		As at	As at
		March 31, 2018	March 31, 2017
Discount rate	Minus 50 basis points	-	-
	Plus 50 basis points	-	-
Rate of increase in salaries	Minus 50 basis points	-	-
	Plus 50 basis points	-	-

The above sensitivity analyses have been calculated to show the movement in defined benefit obligation in isolation and assuming there are no other changes in market conditions at the reporting date. In practice, generally it does not occur. When we change one variable, it affects to others. In calculating the sensitivity, project unit credit method at the end of the reporting period has been applied.

The weighted average duration of the defined benefit

The Company makes payment of liabilities from its cash and cash equivalent balances whenever liability arises.

Defined benefit liability and employer contribution

Particulars	Less than a year	Between 1-2 years	Between 2-5 years	Over 5 years	Total
March 31, 2018					
Defined benefit obligations (Gratuity)	-	-	-	-	-
Post employment medical benefits	-	-	-	-	-
Total	-	-	-	-	-
March 31, 2017					
Defined benefit obligations (Gratuity)	-	-	-	-	-
Post employment medical benefits	0.02	0.02	0.31	3.34	3.69
Total	0.02	0.02	0.31	3.34	3.69

The notes referred to above form an integral part of the financial statements
As per our report of even date attached

For Gokhale & Sathe
Chartered Accountants
Firm's Registration No: 103264W

Atul Kale

CA. Atul Kale
Partner
Membership No: 109947
Mumbai
Date : 11 May 2018



For and on behalf of the Board of Directors of
Raima Toll and Infrastructure Private Limited
CIN : U45400MH2011PTC212222

Samir Apte

Samir Apte
Director
DIN:03404740
Mumbai
Date : 11 May 2018

Uttam Pawar

Uttam Pawar
Director
DIN :03381300
Mumbai